


Adaptive Employee Experience Guide!

Step-by-step guide for transitioning to the new isolved interface.

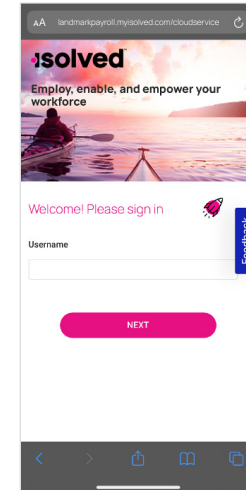


Please ensure you're using Safari as your browser for best results

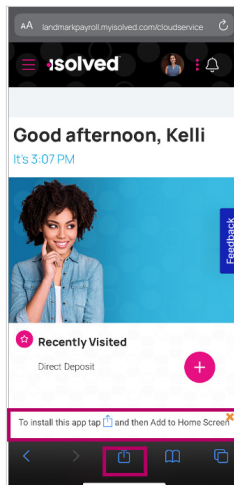
- 1 Step 1**
With phone, please take an image of QR code* to open home page.



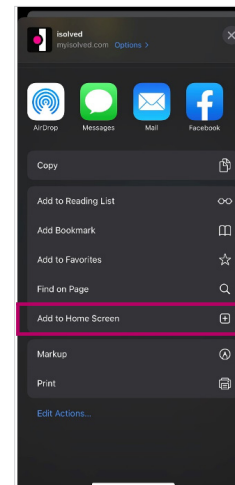
- 2 Step 2**
Log into the homepage with your Username and Password.



- 3 Step 3**
Once logged in, you will be prompted at the bottom to install the app to your Home Screen. Tap the **share icon** in the middle.



- 4 Step 4**
Select the "Add to Home Screen" link from the list of options.



- 5 Step 5**
The isolved "app" will be added to your mobile home screen for simplified access.

